




STANDARD OPEARTING PROCEDURE

Centralized Biological Fecal Sludge Treatment Plant-1

General instructions

1. Inform responsible supervisor at the loading point before discharging at lagoon . Co -operate for data record maintenance and follow the instruction to load in appropriate lagoon.
2. Each agency is allowed to bring their preassigned daily sludge limit by OXFAM. This limit can be changed based on situation, demand with prior discussion.
3. Maintain que if there are trucks waiting ahead.
4. Regularly check the fittings of tanks outlet to avoid any accidental spillage inside the FSTP.

DON'TS	
<ol style="list-style-type: none"> 1. Don't bring thrash , plastic bottles, cloths etc. with the fecal sludge. 	
<ol style="list-style-type: none"> 1. Accepted pH range of incoming fecal sludge is 6.5-8 for effective anaerobic digestion in the lagoon. <p>Agencies should avoid practice mixing different chemicals(Kerosene, Alum) in the pit before or while desludging. Also prohibit usage of aggressive and toxic chemicals like chlorine , hydrochloric acid , butyl oleyl amine etc. for cleaning.</p>	
<ol style="list-style-type: none"> 2. NO PPE , NO SERVICE . – All the crew involved with sludge unloading process from vacutug or desludging truck should wear PPE . Any truck coming without labor PPE will be refused at the loading point . 	
<ol style="list-style-type: none"> 3. NO smoking or lighting fire is allowed inside the treatment plant . Highly flammable methane gas is generated from the lagoon. 	